

**GALEON 360 FLY**



[www.royalyachting.ae](http://www.royalyachting.ae)

# **GALEON 360 FLY**

**GALEON**  
**YACHTS**  
EXCLUSIVE UAE DEALER



## BRAND NEW YACHT




## 360 FLY


A 2016 premiere, the 360 FLY brings a breath of fresh air to the compact flybridge category. With a clever interior layout it offers a surprisingly roomy living arrangement on board with three cabins down below. The striking exterior is a given on a Galeon yacht.

A 2016 premiere, the 360 FLY brings a breath of fresh air to the compact flybridge category. With a clever interior layout it offers a surprisingly roomy living arrangement on board with three cabins down below. The striking exterior is a given on a Galeon yacht.



**FOR MORE INFORMATION CONTACT ROYAL YACHTING**

 +971 (0) 4 399 6399


 +971 (0) 50 467 4113 / Sales Manager

 [www.royalyachting.ae](http://www.royalyachting.ae)

 [emirates@royalyachting.ae](mailto:emirates@royalyachting.ae)





























# EUCALYPTUS





# EUCALYPTUS





# EUCALYPTUS





# EUCALYPTUS





# EUCALYPTUS





# EUCALYPTUS





# EUCALYPTUS





# EUCALYPTUS





**EUCALYPTUS**





**GREY**





**GREY**





**GREY**





**GREY**





**GREY**



**GREY**





**GREY**



**GREY**





**GREY**



**GREY**





# WALNUT



# WALNUT





# WALNUT





# WALNUT





**WALNUT**



**WALNUT**





**WALNUT**



**WALNUT**





# WALNUT HIGH GLOSS





**WALNUT HIGH GLOSS**





**WALNUT HIGH GLOSS**



# WALNUT HIGH GLOSS





# WALNUT HIGH GLOSS



**WALNUT HIGH GLOSS**





**WALNUT HIGH GLOSS**



**WALNUT HIGH GLOSS**



































## SPECIFICATION

<b>Length of the hull</b>	[m]	<b>9.99</b>	[ft]	<b>32'9"</b>
<b>Length overall</b>	[m]	<b>11.37/ 11.75</b>	[ft]	<b>37'4"/ 38'7"</b>
<b>Beam of the hull</b>	[m]	<b>3.43</b>	[ft]	<b>11'3"</b>
<b>Beam overall</b>	[m]	<b>3.48</b>	[ft]	<b>11'5"</b>
<b>Draft max. (canoe body)</b>	[m]	<b>0.79</b>	[ft]	<b>2'7"</b>
<b>Fuel tank capacity</b>	[dm <sup>3</sup> ]	<b>2 x 400</b>	[US Gal]	<b>2 x 106</b>
<b>Water tank capacity</b>	[dm <sup>3</sup> ]	<b>315</b>	[US Gal]	<b>83</b>
<b>Mass of Light Craft Condition</b>	[kg]	<b>8040</b>	[lbs]	<b>17725</b>
<b>Maximum load</b>	[kg]	<b>2500</b>	[lbs]	<b>5512</b>
<b>Min. engine (-s) power</b>	[HP]	<b>2 x 4.5 MPI</b>		
<b>Max. engine (-s) power</b>	[HP]	<b>2 x 300 DPI</b>		
<b>Crew limit</b>		<b>10</b>		
<b>Category</b>		<b>B</b>		