



PARKER 800 *PILOTHOUSE*

With the same high performance hull as the successful Parker 800 Weekend, the new Parker 800 Pilothouse is designed primarily for fishing and occasional cruises. The stylish pilothouse along with a secure inside helm position provides superb all round vision and comfortable seating. The Parker's trademark the outside helm position is also an option. The pilothouse is accessed from the wide starboard side deck via a double sliding door (an aft door is available as an option). A sliding window provides plenty of ventilation. There is also an enclosed WC. compartment and forward cabin. On the deck the Parker 800 Pilothouse offers a large and secure cockpit with all the features you will need for fishing. The propulsion comes from a single or twin outboard installations giving the Parker 800 Pilothouse the performance and handling qualities enjoyed by the entire Parker fleet.

TECHNICAL DATA

Length Overall L.O.A	7.90 m
Beam Overall	2.90 m
Draught without engine	440 mm
Weight without engine	2200 kg
Fuel tank capacity	230 L
Water capacity	40 L
Black Water Tank	40 L
Crew	6/8
CE-Classification	B/C
Maximum engine	300 HP











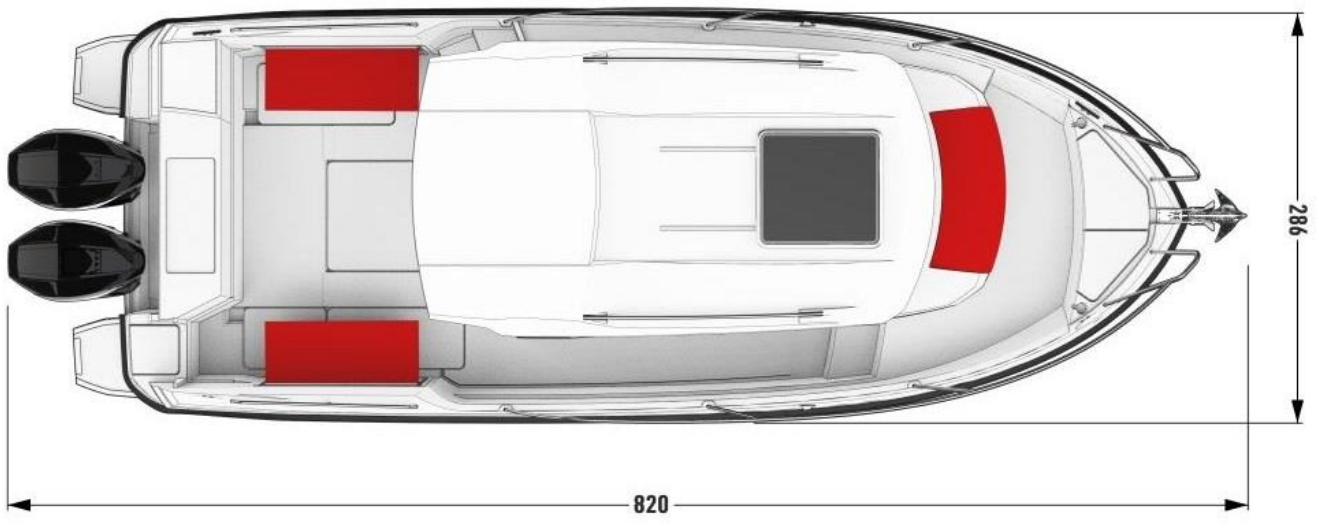
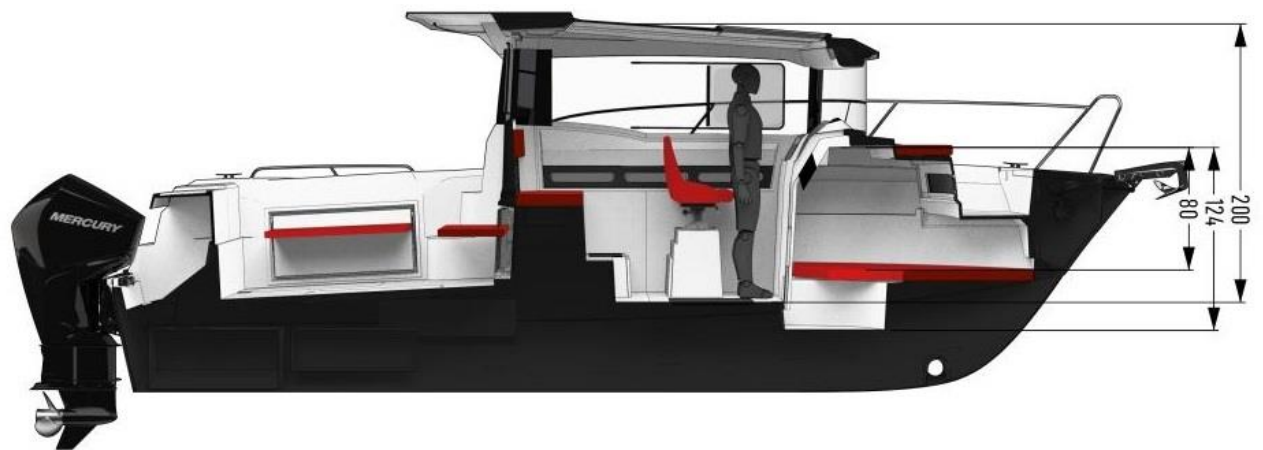
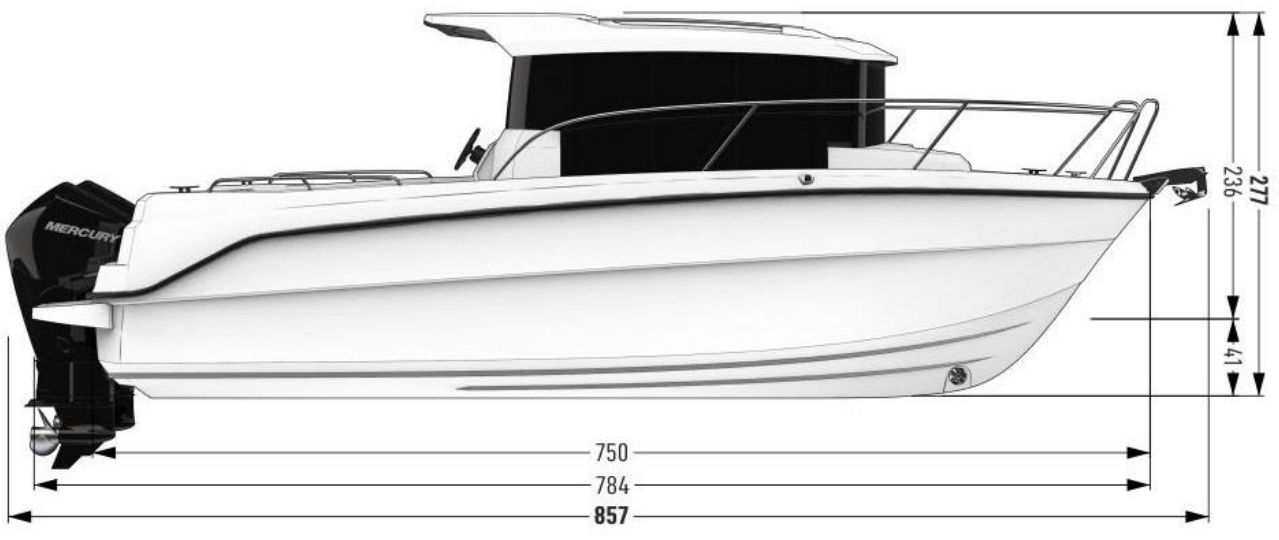








800 PH — LAYOUT



800 PH — LAYOUT

